





## Beaver Road Home Learning Grid Year 2 Autumn 1



Our home learning grids explain the activities you can do at home this half term that will complement the learning you will be doing in class. Completed activities can be uploaded to Seesaw or shared in class.

|   |   |   |
|---|---|---|
| <p><b><u>Every Week</u></b></p> <ul style="list-style-type: none"> <li>Please read daily at home and comment on Seesaw to let your child's teacher know how they read.</li> <li>Half termly spelling list will be sent home next week. Please practise these as regularly as possible.</li> <li>Please practise times tables.<br/>x2 x5 x10</li> </ul>  | <p><b><u>Maths</u></b></p> <p>Look at the base ten in the picture below. You will notice there are tens and ones. Make as many different numbers as you can by drawing the base ten in different groups. Explain your strategy for finding as many numbers as possible. Post your maths onto Seesaw for your teacher to see.</p>  <input type="text"/> | <p><b><u>English</u></b></p> <p>Create an information leaflet about your favourite dinosaur with at least 10 facts. You can handwrite your leaflet and use seesaw to upload pictures of dinosaurs and write sentences under the pictures. Please make sure you have used full stops and capital letters correctly. Try to include the conjunctions because, when and if in your writing to join two sentences.</p>  <input type="text"/> |
| <p><b><u>Science</u></b></p> <p>This half term we are studying living things and their habitats. Research animals that live in our local area. Why have they chosen this as their home? Can you record a video of yourself talking about the nature in your area just like David Attenborough.</p>  <input type="text"/>  | <p><b><u>ICT</u></b></p>  <p>Learn about internet safety at Espresso.co.uk. Can you make an internet safety poster for our computer room?</p> <p>Username – student22154</p> <p>Password - beaver</p> <input type="text"/>  | <p><b><u>Design &amp; Technology</u></b></p> <p>This half term we are learning about Manchester's physical and human features. Can you design and build an iconic building or physical feature in Manchester? Choose any material you would like. Bring your model in to show us or take a photograph.</p> <input type="text"/>   |
| <p><b><u>Geography/ History</u></b></p> <p>There are several ideas about what caused dinosaurs to become extinct. Find 2 possible explanations for this. What is the most probable one? Why? Use the microphone button and record your explanation onto Seesaw. This link will help you with your research.</p> <p><a href="https://central.espresso.co.uk/espresso/modules/search/index.html?source=espresso-home-keystage1-topnav-search#/search/dinosaur%20extinction%20ks1?sortBy=Relevance">https://central.espresso.co.uk/espresso/modules/search/index.html?source=espresso-home-keystage1-topnav-search#/search/dinosaur%20extinction%20ks1?sortBy=Relevance</a></p> <input type="text"/> | <p><b><u>Art/ Music</u></b></p> <p>Find out about three music groups that are from Manchester. They could be bands or orchestras. What are they called? Spend time listening to their music. Decide which of the three groups you most like and explain why you like them. Can you pick a favourite piece of music or track? What is it and how does it make you feel?</p> <input type="text"/>   | <p><b><u>PE – Get Active</u></b></p> <p>Go on a nature walk in your local park or garden. Explore the plants, flowers and trees and discover the habitats of different animals. Record your findings in a logbook, take photographs or draw them!</p> <input type="text"/>  |

### **V.I.V – Very Important Vocabulary**

City town village seashore ocean woodland habitat micro-habitat food chain shelter human alive living dead

### **V.I.V – Very Important Vocabulary**

prehistoric Jurassic fossil dinosaur scales spines horns skeleton carnivore herbivore omnivore offspring reproduce