

# Welcome to Year One at Beaver Road

My School, Your School, Our School

# *Meet the teachers...*



***Miss Taggart***



***Ms Jackson***



***Mrs Jamodu***



***Miss Lowe***



***Mrs Hall***



***Mrs Willetts***

# Meet the teaching assistants...



***Miss Zealey***



***Miss Panchal***



**Miss Forwood**



**Miss Reeves**



***Miss Tawn***



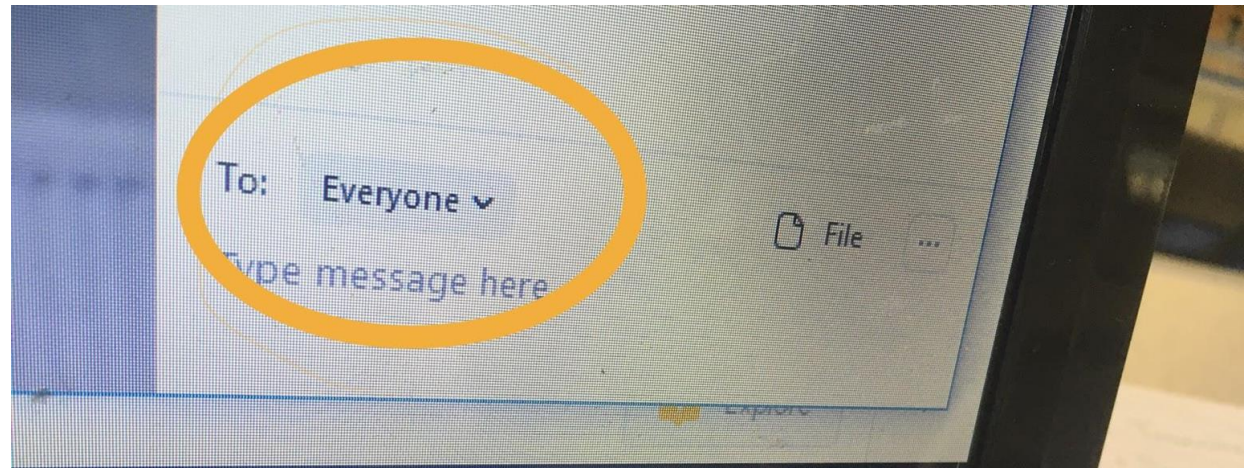
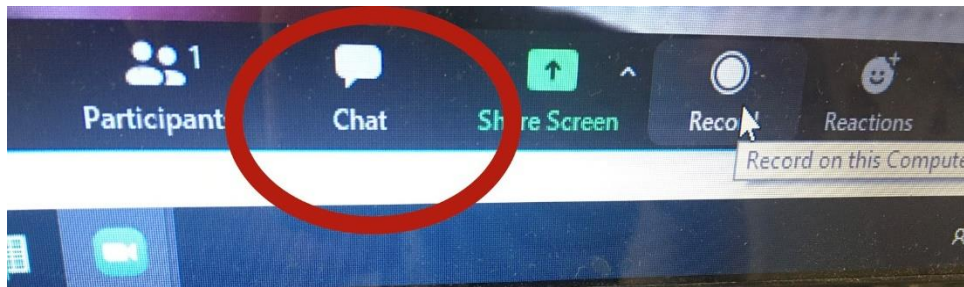
***Miss Taylor***



***Mrs Sana***

# Any questions???

If you have any questions along the way please put them into the Zoom chat directly to us.





In Year One the children are beginning Key Stage One. Many elements of the curriculum and provision will initially remain the same as the early years curriculum. Children will have time to play and follow their own learning interests as they become familiar with their new friends, teachers and classroom routines.

The planning in Key Stage One is cross curricular and whenever possible links are made between different subject areas. The children study a variety of themes throughout the year and objectives for each subject are taken from the National Curriculum. Details of themes will be sent home to enable parents to support their child's learning. The school website also provides links to support learning.

## **All individuals**

Each child enters Year 1 at a different stage; some are ready for the National Curriculum, whereas others will require a little support to achieve the Early Years Foundation Stage Profile objectives from Reception. To continue the learning journey, we take assessments made in Reception and identify the next steps for each child. We see every child as an individual, not just a year group. We understand that every child learns in a different way and has different interests and it is our aim to adapt our teaching to suit the children. We encourage their independence throughout the year, meaning we support them to become resilient pupils who thrive in the classroom and beyond.



## **Beaver Road's School and Family Agreement**

**Our School and Family Agreement is a statement explaining the School's Aims, Values, Policies and Procedures, its responsibilities towards its pupils, the responsibilities of the pupil's parents and carers, and what's expected of pupils.**

**By accepting the offer of your place at Beaver Road Primary School, we expect you to agree to our School and Family agreement and the expectations set out below. However, any parents who would like to discuss the contents of our School and Family Agreement further should speak with their child's class teacher in the first instance.**

# Home Learning in Year One



**BR** BRIGHTON ROYAL

This half term we will be exploring the Geography Topic: Where do and did the wheels go? This Learning at Home grid contains a range of exciting activities that your child can complete at home to complement our learning in school. You can upload your completed activities onto Seesaw for us to see! We can't wait to see what you get up to!

**4** **SHARED** **FOCUS**

**Ready, Read!**

**Reading and Phonics:** We change our reading books each week on a Thursday. Your child can take home 2 books on this day to read for the week. Your child's books will be photographed and posted onto Seesaw, where you can then record your child reading for their class teacher to see! Daily reading at home not only promotes a love of reading and is a chance for quality time together, but it has a hugely positive impact on your child's learning in all areas, so try and do it to minutes each evening!

**Maths:** Each fortnight we will assign new activities on **Mangahigh** for you to complete. Your login will be sent home with your child.

**English**

Check your writing!

BC Capital Letters

Finger Spots

Full Stop

Write a sentence about your local area. What can you see outside your house? What shops do you have nearby?

Write your sentences using capital letters, finger spaces and full stops. Remember! Capital's start!



**Discovery** | **espresso**  
EDUCATION

**Pupil Home Access Login**

Go to our website: [www.discoveryeducation.co.uk](http://www.discoveryeducation.co.uk)

Click on "login" and select "Espresso"

Enter your username: student22154

Enter your password: beaver





# How is learning different in Year 1?

We learn independently in the continuous provision as well as whole class activities



We introduce maths to the children in a different format



We are active learners



# How is learning different in Year 1?

## We use Kagan structures in our classroom

<https://www.youtube.com/watch?v=D-yzgJtgVrg>

- Active engagement for all
- Social skills – communication
- Gaining confidence
- Team work - cooperation



## The Year 1 curriculum



### **Topics that we cover...**

**Aut 1** – What do I know about the UK and where I live?

**Aut 2** – How different was my grandparents' childhood to mine?

**Aut 3** – Why are humans not like tigers?

**Aut 4** – How can I make a fashionable logo about where I am from?

**Aut 5** – Why are some places in the world always hot and others are always cold?

**Aut 6** – Who were and are the famous Manchester people?

## Reading and phonics

**Reading is a huge priority this year!**

- Daily guided reading sessions
- Reading books changed as and when they have been read 3 times.
- 3 books - A decodable book, a levelled reading book and a reading for pleasure book.

### **Phonics:**

- ELS Essential letters and sounds
- We typically teach phases 4 – 5 in year 1

# What does a typical day in Year 1 look like?

We are committed to ensuring a smooth transition for all children from Reception to Year 1.


Your child's day will involve a combination of whole class teaching, teacher directed group activities alongside undirected continuous provision linked to our Year 1 curriculum.

The morning will consist of: a morning challenge, guided reading, writing and maths. In the afternoon we teach phonics daily with history, geography, science, D and T, computing, PE and across the week. We always like to end the day with a story before bringing the children out to meet you.

## Our topics:

We plan and deliver our topics with the children's interests at the forefront.

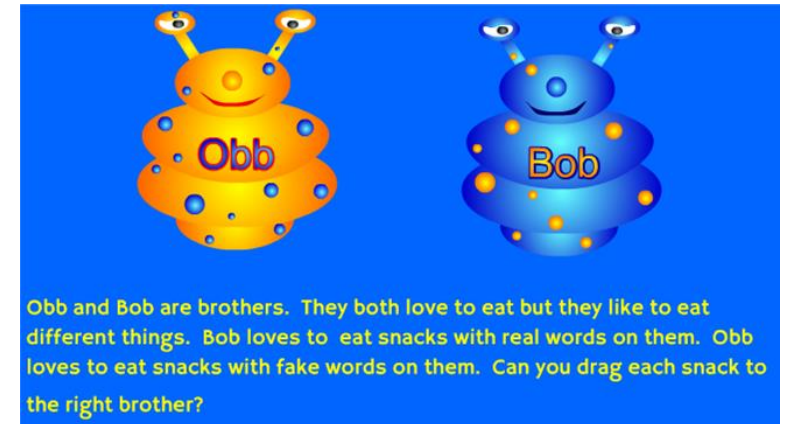
We link a story book to the topic where possible in order to engage the children, and we always start a half term with an interesting "hook" to excite and draw them in!



# Phonics Screening Check in June 2025

The Phonics Screening Check will take place in June 2025.

- One to one setting, usually with their class teacher
- Assesses the child's word reading – their ability to decode
- Children are asked to read 40 words made up of real and pseudo-words (alien words)
- No time limit, but usually takes less than 10 minutes
- Practise tests near the time
- Regular practise of distinguishing between, and reading real and alien words in our phonics sessions





# How is learning different in Year 1?

## Maths

We introduce maths to the children in a different format

Whole class teaching in a structured lesson

Explore

one problem for all children to explore with concrete materials

Master - teaching of the explore

Guided Practice


more examples of the concept being taught are explored by children after input and adult discussion.

Independent Practice – children continue to solve similar problems independently in their Maths No Problem text books, or their journals.









**Maths Journals**  
Explore concepts and  
investigate ideas.





**Practice the  
focus topic,  
with a variation  
of questions  
and problems.**




Count the objects in each set and write the number.  
Circle the set with more objects.




(a)   

(b)   

**Explore**

 I think there are more  than  .

 I think there are more  than  .

Who is correct?

**Mastery with Greater Depth**

Alin says, 'If I start at 5 and count in fives I will say the number 100.'  
Is he correct?

Explain your reasoning.

Sita says, 'If I start at 17 and count in twos I will say the number 28.'  
Is she correct?

Explain your reasoning.

**Mastery Approach**

**I know that..**

**I know how...**

**I know why ...**

## **Additional Information for Year 1**

### **PE Kits**

PE kits need to be in school every day to ensure your child can participate fully in PE lessons. PE will take place every Tuesday and Wednesday. PE kits should remain in school for the half term. All items need to be labelled clearly and in a separate PE bag. At the end of the half term these will be sent home to get cleaned. If your child attends an afternoon sports club please ensure you provide a separate kit.

### **Snacks**

In Key Stage One, all children are provided with a free healthy fruit snack at break time. There is also an option for your child to have milk, however this is at an additional cost. If you wish for your child to be added to the milk list, please contact the school office.

### **Learning at home**

We encourage you to read at home with your child as often as possible, practise spelling the Year 1 common exception words that can be found on our Year 1 website page and practise letter and number formation. Every half term, a 'Learning At Home' grid will be posted on Seesaw. This will include activities to help consolidate their learning in the classroom.

Resources to support learning at home are also shared on the Year 1 class page.

- Please ensure your child is on time. Doors open at 8.50am and close at 9.00am. Children take part in morning challenges and it is vital that your child does not miss this learning opportunity.
- Please do not bring in any toys from home.
- Please label all items of clothing, including shoes, coats, PE kits
- Please can the children bring a coat in everyday, regardless of the weather and a named water bottle.

It is important that we all work together, to ensure your child achieves the appropriate levels for their age and ability and has a positive and successful experience in Year One. If you have any queries or questions, the Year One team and I are here to support you so please don't hesitate to contact us.





All children should have a large book bag in order to transport books carefully between home and school. If books get damaged there will be a charge.

These book bags need to be named clearly.

## Reading at Home Cycle

Each time your child changes their reading book in school, they will upload a picture of the front covers onto Seesaw. This picture will be uploaded into the 'Reading at Home' Folder. One book will have a 'D' for decodable and the other will not.

Parents and carers can comment on the picture of the books via your Seesaw log in. Comments can relate to children's enjoyment of the book and new vocabulary explored. Short videos of children reading allow teachers to see how fluently children are reading and identify areas that need to be supported in school.

It is recommended that you listen to your child read daily for at least 10 minutes. Re-reading each book on several occasions will support in developing reading fluency.

Parents and carers are encouraged to comment on Seesaw at least once a week.



# Book Talk

Explained  
for parents



# What is book talk?

The purpose of 'book talk' is to generate discussion around books that children are reading at home.

Book talk takes place once per week, every Friday.

Children are expected to talk to their peers about their current reading book.



# What do children 'talk' about?

Children may speak about;

- What has happened in the book so far
- What they have enjoyed about the book
- New / exciting vocabulary they have encountered
- If the book is similar to another they have read
- Why they would /wouldn't they recommend the book

## How can you support your child?

The best way to support your child is to ensure they are reading their colour banded books regularly.

You may also want to prompt them with questions similar to the ones above to encourage them and get them used to sharing their ideas with others.

# Coming soon!

Your children will have access to Reading Buddy, which is an online Reading tool with fun challenges and exciting books to explore!

You will receive your login details and more information in the next few weeks. Try to give your children time to explore Reading Buddy at home.



Please note: The system can be accessed on an iPad/ tablet directly through safari- there is no app available.



- In Year 1 we use See-saw as a learning platform both in school and to support learning at home.
- You will soon start to see snippets of your child's time in the classroom on Seesaw.
- Seesaw is also where we are recording children's reading journey.



# Why have we chosen to use Seesaw to record reading?



Using Seesaw will allow teachers to better monitor the book choices that a child is making, the frequency with which a child is reading at home and changing their books at school.

Our younger children can be more independent about changing and recording the books they have chosen. Teachers can monitor a child's independent reading by listening to the recordings children make of themselves reading.

Reading books can be closely monitored to ensure they are returned to school.



# Upcoming dates for Year 1

## Y1 Phonic screening Check Information Session for Parents

**Date:** Monday 18th November 2024

This will be a ½ hr information session explaining phonics at Beaver Road and informing parents about the phonics screening check which will be taking place in Year 1.

## **Phonics and Reading Workshop for Year 1 Parents**

Date: Thursday 28th November 2024

Duration: 1 hour

A session to support phonics application at home in reading and give parents the strategies they need to support reading at home.

## **Year 1 Class celebration assemblies in February**

This is an opportunity for Year 1 children to showcase what they have learnt in the spring term. They will last roughly 30 mins.

# Mastering Number Parent Workshops



In the workshop, your child's class teacher will introduce **you and your child** to various number games. We encourage you to then play these games at home and let us know how they are going.

**W/B: 13th January 8:50 - 10:00**

**Each class will have one workshop during this week.**

**More information and specific dates will be given after Autumn half term.**




# Keeping in Touch

We use our website and a mobile app (School Spider) for all communications, this will include diary dates for upcoming events, weekly school newsletter, Parent's Evening Bookings and any other correspondence from school to home.

**admin@brps.net**

If you want to contact your child's class teacher this will need to be sent through the school office. Any emails that are sent directly to your child's class teacher will not be answered.



Order MealsFoodAccount

Order MealsLog Out

Full menuOrders listUpdate allergensShow FatNext Week

Thursday, 21 SepOrder placed

☐ S/S Fresh From The Deli Week 3 Thursday

☒ S/S Chef Specials Thursday (Week 3)

☐ Jacket potato with a choice of fillings

Friday, 22 SepNo order

☐ S/S Fresh From The Deli Week 2 Tuesday

☐ Harvest Menu 23

☐ Jacket potato with a choice of fillings

☐ Harvest Allergen Specials

10 minutes a day =  
50 minutes a week =  
Over 3 hours a month of time  
not teaching!

portions 4-1+1+5+10

MetricImperial

Allergens

There are no allergens in ingredients for this recipe according to information provided by the suppliers.

This information was correct to the best of our knowledge at the time of publishing. It may be subject to change, and should only be used as a guide.

Linked Recipes (fillings etc)

BR Beef Lasagne VerdiView Recipe

Vegetable Lasagne VerdiView Recipe

BR Gluten Free Beef LasagneView Recipe

BR Gluten Free Vegetable LasagneView Recipe

BR Dairy Free Beef LasagneView Recipe

BR Dairy Free Vegetable LasagneView Recipe





- Across the world, more children multilingual than not
- Stimulates brain development
- Cultivates creative and flexible minds
- Supports improved focus
- Supports understanding and empathy
- Supports a wide vocabulary and understanding of language

# Multilingualism is an Asset

**English as an Additional Language**