

Year 2 at Beaver Road 2024-25
Curriculum Induction Evening



Rihula Sameer-Mour
Class: 2LM



Emily Lowe
Class: 2LM



Katie Marrett
Class: 2M



Sam Cullen
Class: 2C



Sarah Bristow
Class: 2B



**AWAITING
IMAGE**

Brook Miller
Class: 2BM

Teaching Assistants: Mariam Halai (HLTA), Magali Pitt, Soumaya Rajhi



Mrs Halai



Mrs Pitt




Mrs Rajhi

Beaver Road's School and Family Agreement

Our School and Family Agreement is a statement explaining the School's Aims, Values, Policies and Procedures, its responsibilities towards its pupils, the responsibilities of the pupil's parents and carers, and what's expected of pupils.

By accepting the offer of your place at Beaver Road Primary School, we expect you to agree to our School and Family agreement and the expectations set out below. However, any parents who would like to discuss the contents of our School and Family Agreement further should speak with their child's class teacher in the first instance.



The aim of our School and Family Agreement is to encourage consistency, equality and fairness in all matters pertaining to the school. This can be done most effectively when all staff, parents and pupils understand their responsibilities and work together towards the same goals.



See our website

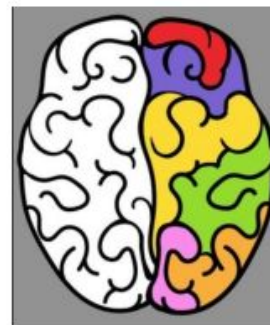
How do we learn in Year 2?

Emotion Coaching and Behaviour



Growth Mindset!

We encourage the children to have a *growth mindset* by celebrating hard work, learning from mistakes, showing resilience and perseverance, and for trying their best!

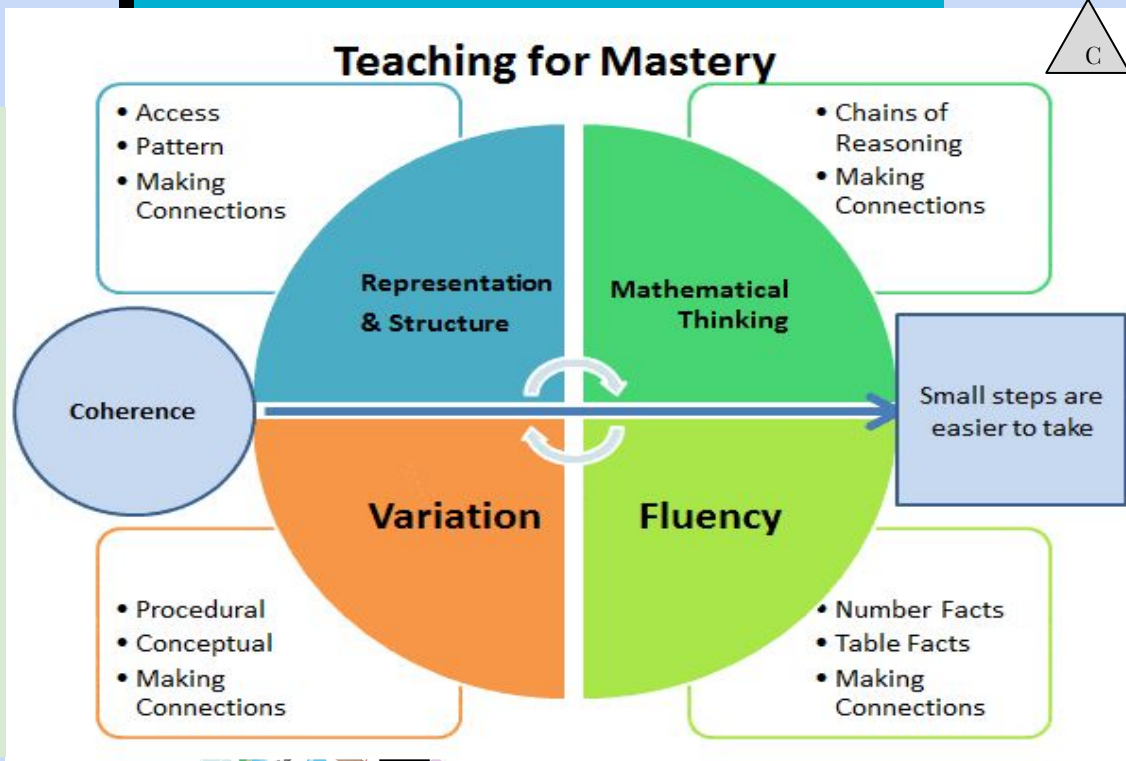


Maths in Year 2

We work on children's fluency, reasoning and problem solving in an inclusive and engaging environment

We follow the Maths No Problem scheme, but supplement this with other resources when needed.

We will also continue to use the Mastering Number scheme to support children's fluency.



MATHS
NO PROBLEM!



Language is a significant feature of maths and we spend much time on Mathematical reasoning and fluency of number

[illegible]

- Explain
- Use precise and correct vocabulary
- Prove their answers
- Recall key number facts
- See the Maths in different contexts

Three baskets of apples and three loose apples.

$25 + 3 = ?$

In what ways can you add?

How many apples are there altogether?



Mastering Number Parent Workshops

In the workshop, your child's class teacher will introduce **you and your child** to various number games. We encourage you to then play these games at home and let us know how they are going.

More information to come!



MATHSHUBS

NORTH WEST ONE



W/B: 11th November 8:50 - 10:00

2C: Monday 11th

2LM: Tuesday 12th

2M: Wednesday 13th

2B: Thursday 14th

2BM: Friday 15th

How do we learn in Year 2?



Reading

Reading plays a key part in the school day

- Daily guided reading sessions
- Reading for pleasure opportunities
- Assessment for re-banding when required
- Fluency is key



VIPERS

Vocabulary

Inference

Prediction

Explanation

Retrieval

Sequence or Summarise

Reading books changed frequently throughout the week.

Seesaw - tool for recording reading at home.

'ai' Graphemes Word Sort

1. There are different ways to spell the 'ai' sound. Here are some words with different graphemes. Sort the words into the correct boxes below

eight

bacon

table

were

baby

weigh

lady

apron

weight

sleigh

eigh

a

How do we learn in Year 2?



Reading Strategies



I still don't know the word. I need to ask for help.



A new word, what can I try to help me read it?



Does this word look like a word I already know?

cat
mat



Can I read on?



Can I guess the word?

?



Does the picture help me?



Can I see a word I already know in the new word?

stop



What is the final phoneme?

__ n



Can I blend the phonemes to read the word?

s..t..o..p



Phonics

During Year 2, Children will continue to learn how to:

- Blend the right sounds when they read.
- When writing, segment a word and represent the correct sounds e.g. play = p - l - ay
- Apply alternative sounds when reading and writing, such as: a, a-e, ai, ay.
- Spell common exception words.
- Use letter names alongside identifying letter sounds

My Phase 5 sound mat



Recap Y1 phonic sounds

Y2: Spelling Shed

Phase 2

| | | |
|----|----|----|
| s | a | t |
| p | i | n |
| m | d | g |
| o | c | k |
| ck | e | u |
| r | h | b |
| f | ff | l |
| ll | | ss |

Phase 3

| | | |
|----|----|-----|
| j | v | w |
| x | y | z |
| zz | qu | ch |
| sh | th | ng |
| ai | ee | igh |
| oa | oo | oo |
| ar | or | ur |
| ow | oi | ear |

Phase 4

| | | |
|----|----|----|
| st | nd | mp |
| nt | nk | ft |
| sk | lt | lp |
| lf | lk | pt |
| xt | tr | dr |
| gr | cr | br |
| fr | bl | fl |
| gl | pl | cl |

Phase 5

| | | |
|-----|-----|-----|
| ay | ou | ie |
| ea | oy | ir |
| ue | ue | aw |
| wh | ph | ew |
| ew | oe | au |
| ey | a-e | e-e |
| i-e | o-e | u-e |


Phonics Re-check

2019 national curriculum assessments

Key stage 1

Phonics screening check

Pupils' materials



We use Kagan structures in our classroom

<https://www.youtube.com/watch?v=D-yzgJtgVrg>

- Active engagement for all
- Social skills – communication
- Gaining confidence
- Team work - cooperation



The Year 2 curriculum

Geographer 

HISTORIAN



Autumn 1 – What habitats do animals prefer (Science)

Autumn 2 – Great Fire of London (History)

Spring 1 – Africa (Geography)

Spring 2 – International People (History)

Summer 1 – Manchester (Geography)

Summer 2 – Victorian Vehicle (D+T)

Home Learning



Beaver Road Home Learning Grid Year 2 Autumn 1

Our home learning grids explain the activities you can do at home this half term that will complement the learning you will be doing in class. Completed activities can be uploaded to Seesaw or shared in class. Please ensure that reading books are changed regularly and kept in book bags. **Every Monday, we will have a book talk session in class so children must have their books in school.**



Every Week

- Please read daily at home and comment on Seesaw to let your child's teacher know their thoughts on the book.
- Half termly spelling list will be sent home next week. Please practise these as regularly as possible.
- Please practise times tables.
x2 x5 x10

Maths

Look at the base ten in the picture below. You will notice there are tens and ones. Make as many different numbers as you can by drawing the base ten in different groups. Explain your strategy for finding as many numbers as possible. Post your maths onto Seesaw for your teacher to see.



English

Create an information leaflet about your favourite Dinosaur with pictures and facts. You can handwrite or use ICT for your leaflet. Please make sure you have used full stops and capital letters correctly!

Science

This half term we are studying living things and their habitats. Research animals that live in our local area. Why have they chosen this as their home? Can you record a video of yourself talking about the nature in your area just like David Attenborough.



ICT



Learn about internet safety at Espresso.co.uk. Can you make an internet safety poster for our computer room?

Username – student22154

Password – beaver

PE – Get Active

Go on a nature walk in your local park or garden. Explore the plants, flowers and trees and discover the habitats of different animals. Record your findings in a logbook, take photographs or draw them!

V.I.V – Very Important Vocabulary

prehistoric Jurassic fossil dinosaur scales spines horns skeleton carnivore herbivore omnivore offspring reproduce

V.I.V – Very Important Vocabulary

City town village seashore ocean woodland habitat micro-habitat food chain shelter human alive living dead





PENPALS For Handwriting: Information For Parents

Pattern practice and 'play' writing are an important part of handwriting development. Your child will be practising letter formation in a number of exciting ways: in sand, using paint, in the air, on the interactive whiteboard and iPads, as well as on paper with a pencil!

When your child is ready for letter formation, ask these questions:

Where does the letter start?

Does it have an ascender? (b, d, f, h, k, l, t)

Is it a short letter? (a, c, e, i, m, n, o, r, s, u, v, w, x, z)

Does it have a descender? (f, g, j, p, q, y)

The lower case letter is introduced in four family types:

The family of long ladder letters

l i t u j y

l i t u j y

The family of one-armed robot letters

r b n h m k p

The family of curly caterpillar letters

c a d o s g q e f

c a d o s g q e f

The family of zig-zag monster letters

z v w x

What is book talk?

The purpose of 'book talk' is to generate discussion around books that children are reading at home.

Book talk takes places once per week and children are expected to talk to their peers about their current reading book.

What do children 'talk' about?

Children may speak about;

- What has happened in the book so far
- What they have enjoyed about the book
- New / exciting vocabulary they have encountered
- If the book is similar to another they have read
- Why they would /wouldn't they recommend the book

How can you support your child?

The best way to support your child is to ensure they are reading their colour banded book or free reading book regularly.

You may also want to prompt them with questions similar to the ones above to encourage them and get them used to sharing their ideas with others.

**Change reading books anyday.
Will check each Monday
Reading everyday!**

Reminders



**PE days are
Monday and
Thursday.**

**Please ensure your
child has their kit in
school and that it
is named.**

**Please try and
order your child's
lunches on school
grid before the
school day.**

Oxford Reading Buddy

Your children will have access to Reading Buddy, which is an online Reading tool with fun challenges and exciting books to explore!

You will receive your login details and more information in the next few weeks. Try to give your children time to explore Reading Buddy at home.



Please note: The system can be accessed on an iPad/ tablet directly through safari- there is no app available.

Use last year's logins

Coffee Mornings Friday 27th
September 9AM, First School Staffroom

Our first coffee morning of the year will be our Macmillan .

Coffee Morning on Friday 27th September. All Parents and Carers are invited to attend this event. If you would like to give a donation towards Macmillan Cancer Support please use the following link [JustGiving Fundraising Page](#). To keep up to date with our future coffee mornings and to access resources from our previous sessions, please visit our new Parent and Carer Coffee Morning page on the school website.



**Macmillan Coffee
Morning**

**September
27th**

