

Welcome to Year Three at Beaver Road

Please mute your microphones



Meet the team...



Bronagh Corrigan
Class: 3C



Jason Smart
Class: 3S



Martine Marsden
Class: 3M



Isabel Bradley
Class: 3B



Lee Knowles
Class: 3K



Miss Wood



Mrs Jones



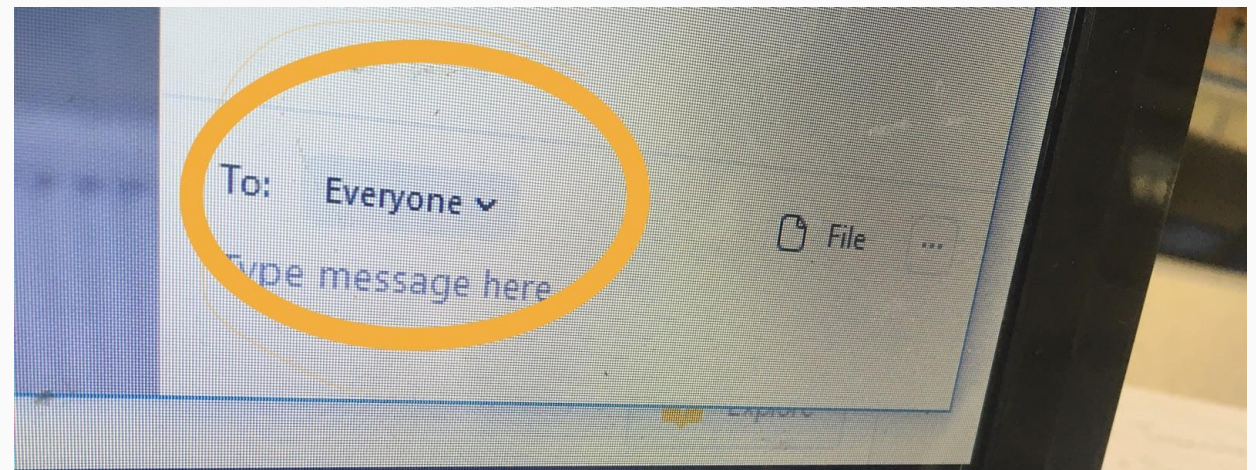
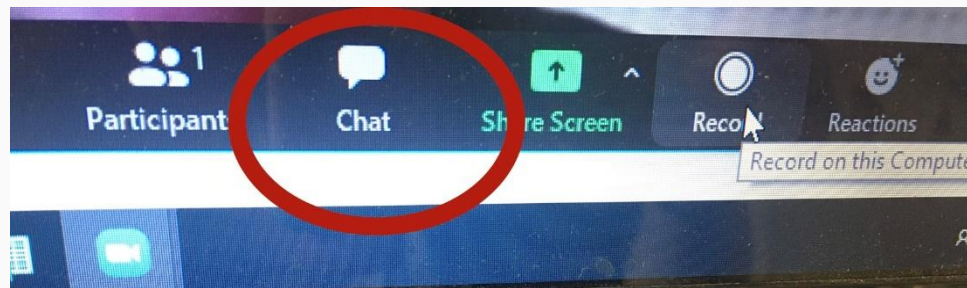
Mrs
Bharadwaj



Miss
Sanderson

Any questions???

If you have any questions along the way please put them into the Zoom chat directly to Bronagh Corrigan. We will write down any questions and respond through a FAQ email later in the week.



Learning @ Home in Year Three



Pure Sounds

<https://www.beaverroad.org.uk/page/s hort-tutorials/111310>



Our home learning grids explain the activities you can do at home this half term that will complement the learning you will be doing in class. Completed activities can be kept inside your purple folder and will be celebrated in class during the last week of half term.

Every Week	Maths	English
<p>Times Tables Rockstars - more information to follow</p> <p>Half termly spelling list (will be sent home this week)</p> <p>Daily reading of your school reading book</p>	<p>Access this website to play the place value game:</p> <p>www.topmarks.co.uk/maths/games/7-11years/place-value</p>	<p>Choose your favourite book or film and select a character from it. Can you write a description of your character? Think about...</p> <p>What they look like/ physical appearance</p> <p>Their personality</p> <p>Their likes, dislikes and reasons</p>
<p>Science</p> <p>Can you investigate what happens to your pulse before and after exercise?</p>	<p>ICT</p> <p>Practise using a keyboard for typing. Can you type your full name with accurate capital letters? Can you type your address, moving down onto a new line each time?</p>	<p>Design & Technology</p> <p>Can you explore different packaging at home? How do the manufacturers draw you into buying the item? Make a scrapbook page of interesting logos, advertising, competitions etc. and bring into school to share.</p>
<p>Geography/ History</p> <p>Can you research a famous brand such as Kellogg's or Cadbury? How has it advertising changed?</p>	<p>Art/ Music</p> <p>In the style of Andy Warhol can you...</p>	<p>PE - Get Active</p> <p>Get outdoors and keep active! Can you record all the exercise you have completed</p>

V.I.V - Very Important

	Spellings	Spelling Rule	Times Tables
Week 1	mouth around sprout sound ouch	The /ow/ sound spelled 'ou'. Found often in the middle of words, sometimes at the beginning and very rarely at the end of words.	X2
Week 2	touch double country trouble young	The /u/ sound spelled 'ou'. This digraph is only found in the middle of words.	X5
Week 3	gym myth Egypt pyramid mystery	The /i/ sound spelled with a 'y'.	X10
Week 4	measure treasure pleasure enclosure composure	Words with endings that sound like /ze/, as in measure, are always spelled with '-sure'.	X2
Week 5	creature furniture picture nature adventure	Words with endings that sound like /ch/ is often spelt '-ture' unless the root word ends in (t)ch.	X5
On week 6 and week 7 Please practise a random selection of the words above and Times Tables.			

Email

Email

Password

Password

Forgot Password?

Pupil Sign In

Sign In with Google

Sign In with Microsoft

Sign In with Okta

Sign In with ClassLink

Seesaw for Schools Clever Sign In

Learning @ Home in Year Three





What is book talk?

The purpose of 'book talk' is to generate discussion around books that children are reading at home.

Book talk takes places once per week and children are expected to talk to their peers about their current reading book.


Coming soon!

Your children will have access to Reading Buddy, which is an online Reading tool with fun challenges and exciting books to explore!

You will receive your login details and more information in the next few weeks. Try to give your children time to explore Reading Buddy at home.



Please note: The system can be accessed on an iPad/ tablet directly through safari- there is no app available.



Order MealsFoodAccount

Order Meals

Log Out

Full menuOrders listUpdate allergensShow Fat

Next Week

Thursday, 21 SepOrder placed

☐ S/S Fresh From The Deli Week 3 Thursday

☒ S/S Chef Specials Thursday (Week 3)

☐ Jacket potato with a choice of fillings

Friday, 22 SepNo order

☐ S/S Fresh From The Deli Week 2 Tuesday

☐ Harvest Menu 23

☐ Jacket potato with a choice of fillings

☐ Harvest Allergen Specials

10 minutes a day =
50 minutes a week =
Over 3 hours a month of time
not teaching!

Junior portions 4

-1

+1

+5

+10

Ingredients	Metric	Imperial
-------------	--------	----------

Linked Recipes (fillings etc)

BR Beef Lasagne Verdi

View Recipe

Vegetable Lasagne Verdi

View Recipe

BR Gluten Free Beef Lasagne

View Recipe

BR Gluten Free Vegetable Lasagne

View Recipe

BR Dairy Free Beef Lasagne

View Recipe

BR Dairy Free Vegetable Lasagne

View Recipe

Allergens

There are no allergens in ingredients for this recipe according to information provided by the suppliers.

This information was correct to the best of our knowledge at the time of publishing. It may be subject to change, and should only be used as a guide.

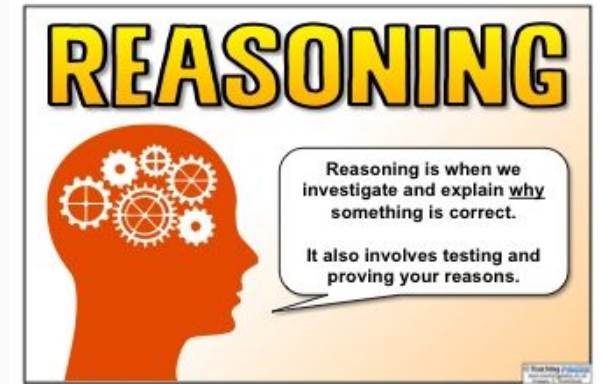
How do we learn in Year 3?

Maths

Our focus for this year is mathematical reasoning and fluency of number

During lessons, children will be expected to:

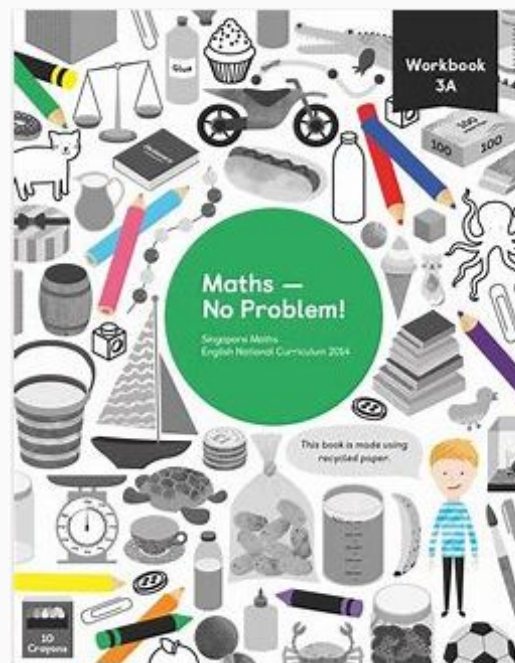
- Explain
- Use precise and correct vocabulary
- Prove their answers
- Recall key number facts
- See the Maths in different contexts



There are 325 books in the class library.
Lulu places 70 more books in the class library.
How many books are there in the class library in total?



Maths Journals
Explore concepts and investigate ideas.



Practice the focus topic, with a variation of questions and problems.

1

CHAPTER 1
Numbers to 1000



2

CHAPTER 2
Addition and Subtraction



3

CHAPTER 3
Multiplication and Division



4

CHAPTER 4
Further Multiplication and Division



5

CHAPTER 5
Length



6

CHAPTER 6
Mass



7

CHAPTER 7
Volume



Chapter 8 - Money

Chapter 9 - Time

Chapter 10 - Picture Graphs and Bar Graphs

Chapter 11 - Fractions

Chapter 12 - Angles

Chapter 13 - Lines and Shapes

Chapter 14 - Perimeter of Figures

1. Times Table Booklet

By the end of Year 3,
children should know their:

- 2s, 5s, 10s (Year 2 Objective)
- 3s, 4s, 8s

B1. $1 + 35$

B2. $10 + 29$

B3. $8 + 79$

B4. $2 + 54$

B5. $8 + 46$

2. Mental Maths Starter

- Practice a previous focus
- Prepare for today's lesson

4. Guided Practice

- Work collaboratively
- Preparing for the independent task

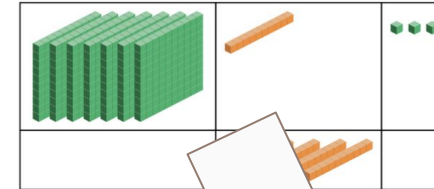
Guided Practice

Add.

1 $623 + 50 =$



2 $713 + 40 =$



3 $30 + 267 =$

4 $903 + 90 =$

3. Explore Question

- Contextual specific question
- Teach concept through the question



There are 325 books in the class library.
Lulu places 70 more books in the class library.
How many books are there in the class library in total?

Worksheet 3

Adding Tens

- 1 Use the number line to help you add by counting on in tens.



(i) $371 + 20 =$

(ii) $331 + 40 =$

(iii) $301 + 60 =$

(iv) $351 + 30 =$

5. Independent Workbook

- Show their learning
- Support available
- Further challenges if needed

How do we learn in Year 3?

Reading

Reading is always a huge priority. It is used in all curriculum subjects!

- Daily guided reading sessions and reading for pleasure
- VIPERS

Vocabulary

Inference

Prediction

Explanation

Retrieval

Sequence or **S**ummarise

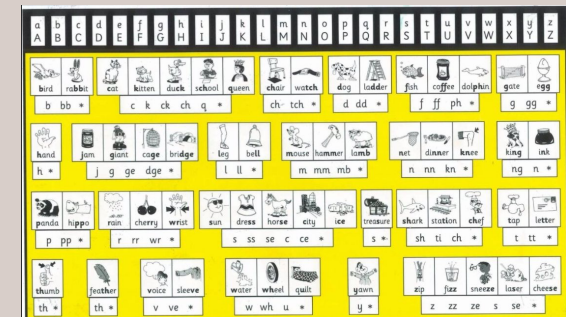
Reading books can be changed **every day!** They must be changed at least once a week.

Spelling and Phonics

Phonics: Children will continue to learn how to

- Blend the right sounds when they read; and
- Visualise and name the right letters when they spell.

This year we will be focusing on letter names, spelling patterns and alternative sounds such as
a, a-e, ai, ay.



How do we learn in Year 3?

We use Kagan structures in our classroom

<https://www.youtube.com/watch?v=D-yzgJtgVrg>

- Active engagement for all
- Social skills – communication
- Gaining confidence
- Teamwork - cooperation



The Year 3 curriculum



Autumn 1 – What causes earthquakes, volcanoes and mountains?

Autumn 2 – How can I create a large structure to represent Manchester?

Spring 1– How did Britain change between the Stone Age and Iron Age?

Spring 2– Why do we love holidays in the Mediterranean?

Summer 1-How can we rediscover the wonders of Ancient Egypt?


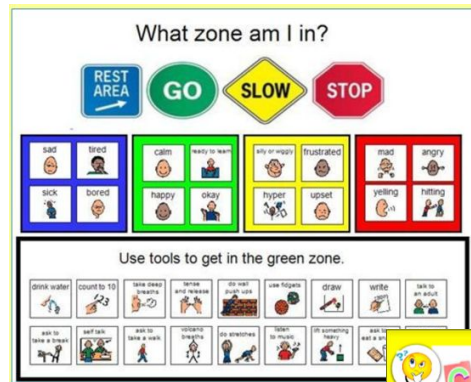
Summer 2- How did the blossom become the apple?

Planning, preparation and assessment time

Every Friday the children have a carousel of activities including PE, Spanish (although this may change on a termly basis). Over 3 of the half terms the children will also have the opportunity to learn the ukulele in Music.

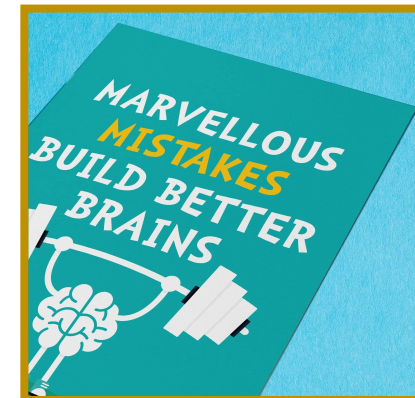
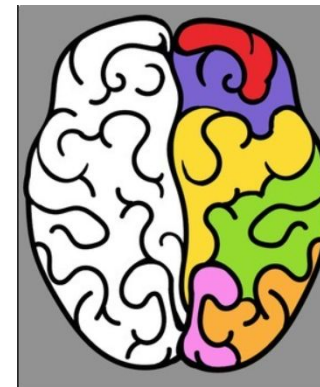
How do we learn in Year 3?

Emotion Coaching and Behaviour



Growth Mindset!

We encourage the children to have a *growth mindset* by celebrating hard work, learning from mistakes, showing resilience and perseverance, and for trying their best!



What does a typical day in Year 3 look like?

Usually, the morning will consist of: handwriting practise, guided reading, writing, phonics and maths, with topic, PE and creative learning challenges (such as art or design and technology) in the afternoon. We always like to end the day with a story before bringing the children out to meet you.

Our topics:

We plan and deliver our topics with the children's interests at the forefront. We link a story book to the topic where possible in order to engage the children, and we always start a half term with an interesting "hook" to excite and draw them in!

Additional Information

PE Kits

PE kits need to be in school every day to ensure your child can participate fully in PE lessons. PE will take place every Friday and every Monday.

PE kit is all black, black t-shirt with black shorts/skort/leggings, with trainers



***Not PE kit:** football shirts, yellow school uniform, normal school shoes.*

Snacks

In Year three, all children are still provided with a free **healthy fruit snack** at break time. There is also an option for your child to have milk, however this is at an additional cost. If you wish for your child to be added to the milk list, please contact the school office. **Please do not bring in snacks that contain nuts (Including Nutella).**

Learning at home

We encourage you to **read at home** with your child as often as possible, **practise spelling** the Year 3 common exception words that can be found on our Year 3 website page and the weekly spelling list which will be sent home at the beginning of each half term, and **regularly practise times tables including related division facts**. Every half term, your child will bring home a 'Learning At Home' grid which will include activities to help consolidate their learning in the classroom. This can also be found on our Y3 page. We would like children to upload their learning onto Seesaw so that the teacher can give praise and feedback.

Other useful information for Year 3

- Please ensure your child is dropped off and picked up promptly at 8:50am and 3:20pm. Doors close promptly at 9am. **Attendance and punctuality** are so important for your child's learning.
- As we are a healthy school please ensure your child's lunch has a range of healthy items in it. Treat day is on a Friday when children can bring in a packet of crisps or small chocolate bar/ biscuit if they wish. We are a **nut-free school**.
- **Please label all items of clothing**, including shoes, coats and PE kits. We already have some brand new jumpers in lost property!

It is important that we all work together, to ensure your child achieves the appropriate levels for their age and ability and has a positive and successful experience in Year Three.

If you have any queries or questions, the Year Three team and I are here to support you so please don't hesitate to contact us.

Robinwood Residential Year 3



Friday 29th November to Sunday 1st of December

Robinwood Residential Year 3

- Drop off and pick up.
- Kit List on Y3 page. Pack 1 bag only (light).
- Practise making beds - duvet and pillow cases.
- **Do not pack food**
- **No cameras**
- **Label all clothing.** Clothes are washed at Robinwood.
- Can bring 1 book or a small cuddly teddy for night.



**Thank you for
listening.**

Year 3 Team