



YEAR 1
**TRANSITION
BOOKLET**

2025-26



WELCOME TO YEAR 1

We are very excited to have you and your child with us for what is sure to be a wonderful and exciting year. Year 1 is such a special time of growth and discovery, and we can't wait to see all the amazing things your child will learn and achieve. We are looking forward to getting to know you and your family.

If you have any questions, the Year 1 team are here to support, so please do not hesitate to contact us.





TABLE OF CONTENTS

1

Meet the Team

2

Who are we?

3

**How can you support
your child at home?**

4

**A typical day in
Year 1**

5

**Curriculum
Overview**

6

Expectations

7

School Uniform





MEET THE YEAR 1 TEACHING TEAM



1L

Mr London
Head of Y1



1SJ

Mrs Jamodu



1J

Ms Jackson



1S

Miss Stanyer



1HN

Mrs Hall
Mon-Wed



1HN

Miss Naik
Wed-Fri



YEAR 1 TEACHING ASSISTANTS



Miss Zealey
HLTA



Miss Panchal



Miss Taylor



Mrs Koo



Mrs Rajhi



Miss Ehata



MR LONDON

My name is Mr. London, and I'm so excited to be Head of Year 1 next year. This will be my fourth year here at Beaver Road. This past year, I've been busy teaching computing to students across the school, but before that, I was Head of Year 4. I've been a primary school teacher for 17 years and have been lucky enough to work in both Bolton and Manchester.

When I'm not teaching, I live in Urmston with my wife and our two children, Jude (9) and Harriet (6). I love to stay active and enjoy keeping fit at the gym. I sometimes brave the cold even through the winter to go open water swimming at Salford Quays!

We have lots of exciting things planned in Year 1 and I can't wait to get started!



MRS JAMODU

My name is Mrs Jamodu and next year will be my 2nd year at Beaver Road. I have been a primary school teacher in Manchester for 5 years and have worked in Reception and Year 2.

I live in Didsbury with my husband and two children Tobi (14) & Dami (12), dog Kylo, cat Cookie and a gecko! I grew up in Grimsby and moved to Manchester when I was 18 to come to University. I like to travel and love to visit Africa to see our family.

We have lots of exciting things planned for you in Y1, and I am really looking forward to get to know you all as you start your journey in Year 1 in September.



MS JACKSON

I have been a teacher at Beaver Road for 7 years now and I can't wait to begin the Year 1 learning journey with you all. We have lots of exciting new stories and wonderful topics to share.

Before becoming a teacher, I went to university to study Psychology. I believe it is really important to keep both our minds and bodies healthy.

I have 3 grown up children and one granddaughter. School should be a marvellous adventure to cherish every day. Life is for learning!



MISS STANYER

I am so excited to be moving up into Year 1 with all of the Reception classes, and to be teaching my class of children again. This is my first year teaching in Year 1, so I am looking forward to seeing what fun and amazing things we will be learning about. Being a teacher is the best job in the world and I know that we will have the best year together in Year 1.

I love to spend time with my family, going on wholesome countryside walks and eating out at Rudy's. I enjoy cooking and experimenting with different recipes, reading a good book and relaxing in the sunshine. I love pizza and pasta, fizzy sweets and watermelon! I used to work for a Charity called Plan International and spoke at the United Nations, in NYC, when I was 16. I support Manchester United and like watching all sport. I love to travel and see the beautiful culture of the world.



MRS HALL

My name is Mrs Hall and I am very excited to be in Year 1 again next year! I have been a teacher at Beaver Road for 17 years and I have taught in Years 1, 2 and 3. Some of you may have older siblings that I know!

Reading is my passion and I love sharing stories with the class. Two of my favourite stories are 'The Lion Inside' and 'Six Dinner Sid.' I look forward to finding out which stories are your favourite during our time together next year.

When I am not at school, I enjoy going to the theatre and spending time with my family and friends. I have two boys called Joseph (8) and Jacob (6), and we enjoy having fun days out at the park together.

I look forward to getting to know you all in September. It's going to be a fun year!



MISS NAIK

I'm Miss Naik and I'm so excited to join Year 1 this year! I've been teaching for a few years, with three years of experience in London as a Year 3 teacher and, most recently, as a Year 2 teacher right here at Beaver Road.

I truly believe every child has the right to learn and feel valued, and I'm dedicated to creating a nurturing and exciting classroom environment where everyone can thrive. Outside of school, I love to travel, explore new places through hiking and cook tasty dishes! I live in Chorlton with my cat, Poppy. I can't wait to embark on a wonderful year of learning with you all!

HOW CAN YOU SUPPORT YOUR CHILD AT HOME?



HERE ARE 5 KEY WAYS TO SUPPORT YOUR CHILD AT HOME IN YEAR 1

Read together daily: This is arguably the most impactful activity. Dedicate 10-15 minutes each day to reading with your child. Let them choose books they enjoy, encourage them to read aloud, and help them with unfamiliar words. Discuss the story, characters, and what might happen next. This builds vocabulary, comprehension, and a love of reading.

Practice Phonics and High-Frequency Words: Year 1 heavily focuses on phonics (the sounds letters make) and learning 'tricky words' (high-frequency words that aren't easily decodable). You can make it fun with games like flashcard matching, "I spy" with sounds, or writing words in shaving foam.

Engage in Practical Maths Activities: Maths in Year 1 is very hands-on. Incorporate maths into everyday life. Count objects around the house, sort laundry by colour or size, weigh ingredients when baking, or talk about shapes you see. Practice simple addition and subtraction using small toys or counters. Focus on understanding number bonds (e.g., pairs of numbers that make 10).

Encourage Independent Writing and Drawing: Provide opportunities and materials for your child to write and draw freely. This could be writing shopping lists, thank you notes, short stories, or simply drawing pictures and labelling them. Don't worry too much about perfect spelling at this stage; focus on them getting their ideas down and understanding that writing is a way to communicate.

Develop Fine Motor Skills and Independence: Year 1 requires children to be increasingly independent in tasks like getting dressed, managing their belongings, and using pencils and scissors. Provide opportunities for activities that strengthen fine motor skills, such as cutting, sticking, drawing, building with LEGO, or playing with playdough. Encourage them to do things for themselves, fostering self-reliance and confidence.



A TYPICAL DAY IN YEAR 1



A typical day in Year 1 is a vibrant mix of learning and play, designed to help children transition from Reception to more structured schooling. The morning usually starts with phonics, where children learn to read and write through fun, interactive activities. This is often followed by literacy, focusing on stories, writing simple sentences, and developing early comprehension skills.

After break, the focus shifts to numeracy, where children explore numbers, shapes, and basic addition and subtraction, often using practical resources and games. The afternoons are typically dedicated to a broader range of subjects like science, history, geography, art, or physical education (PE), often through engaging, hands-on projects and creative activities. Throughout the day, there are opportunities for independent learning, group work, and plenty of time for outdoor play, fostering both academic growth and social development.

Timings

doors open: 8.50am

break time: 10.30-10.45am

lunch: 11:45am-12:45pm







home time: 3.20pm





CURRICULUM OVERVIEW


| Subject | Autumn 1 | Autumn 2 | Spring 1 | Spring 2 | Summer 1 | Summer 2 |
|----------------|--|---|--|---|---|---|
| English | Text:  Fiction: Journey Story Non-Fiction: Recount Key Focus: Sentence writing Capital letters Finger spaces Full stops | Text:  Fiction: Lost and Found Story Non-Fiction: Information / Persuasive Key Focus: Sentence Writing Adjectives Conjunctions Verbs | Text:  Fiction: Story Non-Fiction: Recount Key Focus: Sentence writing Adjectives Time conjunctions | Text:  Fiction: Finding Story Non-Fiction: Instructions Key Focus: Sentence writing Imperative verbs | Text:  Non-Fiction: Postcard/Letter Writing Non-Fiction: Information Text Key Focus: Sentence writing Capital letters Finger spaces Full stops |  Poetry: To learn, re-read and recite favourite poems, taking account of punctuation Key Focus: All features studied throughout the year |
| Maths | <ul style="list-style-type: none"> Number and Place Value: Addition | <ul style="list-style-type: none"> Addition and subtraction Odd and even 2D and 3D shapes Time | <ul style="list-style-type: none"> Place value- tens and ones Length, height and measuring Multiplication | <ul style="list-style-type: none"> Multiplication and Division Equal groups Place value- tens and ones | <ul style="list-style-type: none"> Multiplication and Division Time Capacity and Volume Mass and weight | <ul style="list-style-type: none"> Money Place Value Positional language |

| Learning Journey: | | | | | | |
|-------------------|--|--|---|---|---|---|
| | History | Geography | Science | D+T | | |
| | <u>Learning Journey:</u> What do I know about the UK and where I live in Didsbury?  | <u>Learning Journey:</u> How different was my grandparents' childhood to mine?  | <u>Learning Journey:</u> Why are humans not like tigers?  | <u>Learning Journey:</u> How can I make a fashionable logo about where I am from?  | <u>Learning Journey:</u> Why are some places in the world always hot and others cold?  | <u>Learning Journey:</u> Who were and are the famous Manchester people?  |
| Computing | Computing systems and networks | Creating media - digital painting | Programming A - Moving a robot | Data and information - Grouping data | Creating media - Digital writing | Programming B - Programming animations |
| Science | Seasonal changes | Materials | Why are humans not like tigers? (Animals, including humans) | Plants | Seasonal Changes | Animals including humans |

| | Art D+T | Mechanisms: | Painting: | Textiles: | Cooking & Nutrition: | Printing & Collage: |
|---|--|--|---|--|--|--|
| | Drawing: Spirals | Pop Up Book | Exploring Watercolour | Logo Brooch | Making a healthy snack | Flora and Fauna |
| RE | Who is a Christian and what do they believe? | What makes some places sacred? | How and why do we celebrate special and sacred items? | What does it mean to belong to a faith community? | | |
| PSHE | What are Rights? | What is the same and different about us? Who are the people in my life who love and care for me? | What helps us stay healthy? | What is an emergency and what do I do? What are some rules about household substances? | Who helps us keep safe? What are good secrets and bad secrets? | How can we look after each other and the world? What is the environment? |
| Physical Education | Games: Football Dance: Toys | Games: Hockey Gymnastics: Balance rolls, curled and wide positions | Games: Dodgeball Dance: Animals | Games: Athletics, Fitness Gymnastics: Balance and Spins | Games: Tennis Dance: Minibeasts | Games: Cricket Dance: Pathways - small and long |
| Music | Pulse and Rhythm (All about me) | Timbre and rhythmic patterns (Fairy tales) | Classical music, dynamics and tempo (Animals) | Vocal and body sounds (By the sea) | Music Vocabulary (Under the Sea) | Pitch and Tempo (Superheroes) |
| Educational Visits & Workshops | Fog Lane Park | Didsbury Library | Animal experience | Stockport hat museum | Fog Lane Park | Whitworth Art Gallery |

Please note that this overview may be adjusted slightly to reflect some new schemes being introduced next year to ensure children experience the best possible learning journey. Updated versions will be available [here](#) on the Year 1 Overview page of the school website.


EXPECTATIONS - ATTENDANCE & PUNCTUALITY



We expect all children to be in school and on time every day. Our doors open at 8.50am each morning.

Punctuality is important for your child to settle into their day and not miss any valuable learning time.

If your child is unwell, it's crucial that you inform us as soon as possible. Please follow our attendance policy by ringing the school office in the morning, stating the reason for their absence.



EXPECTATIONS - BEHAVIOUR & WELLBEING



At Beaver Road, we foster a positive and nurturing environment where all children feel safe and happy.

We expect every child to be a kind and respectful member of our school community. This includes how they interact with their peers, teachers, and how they care for our school environment.

Your child's class teacher will communicate with you directly if they have any concerns regarding your child's behaviour or wellbeing. We believe in working together to ensure every child thrives.

EXPECTATIONS - READY TO LEARN



To help your child have a successful day, we ask that they come to school prepared with the following:

- **Named Water Bottle:** Filled with water, ready to stay hydrated throughout the day.
- **Reading Book:** To support their reading journey.
- **PE Kit:** Please make sure your child has their labelled PE kits on Tuesday.

EXPECTATIONS - SEESAW



We value strong home-school communication. Your child's class teacher will regularly update you on curriculum information, class activities using Seesaw. Please ensure you have downloaded the Seesaw app and are connected to your child's account.



SCHOOL UNIFORM



It is important that your child comes to school in the correct school uniform:

- Blue jumper/cardigan
- Grey trousers, shorts, pinafore or skirt.
- Plain black shoes or trainers.
There must be no visible logos and soles must also be black.
- No jewellery (apart from small studs, which must be covered for PE).
- Plain black PE kits.

