

Welcome to Year One at Beaver Road

My School, Your School, Our School



MEET THE YEAR 1 TEACHING TEAM



1L

Mr London
Head of Y1



1SJ

Mrs Jamodu



1J

Ms Jackson



1S

Miss Stanyer



1HN

Mrs Hall
Mon-Wed



1HN

Miss Naik
Wed-Fri

YEAR 1 TEACHING ASSISTANTS



Miss Zealey
HLTA



Miss Panchal



Miss Taylor



Mrs Koo



Mrs Rajhi



Miss Forwood

In Year One the children are beginning Key Stage One. Many elements of the curriculum and provision will initially remain the same as the early years curriculum. Children will have time to play and follow their own learning interests as they become familiar with their new friends, teachers and classroom routines.

The planning in Key Stage One is cross curricular and whenever possible links are made between different subject areas. The children study a variety of themes throughout the year and objectives for each subject are taken from the National Curriculum. Details of themes will be sent home to enable parents to support their child's learning. The school website also provides links to support learning.

Time	Monday	Tuesday	Wednesday	Thursday	Friday
08:50-09:10	Morning Challenge				
09:10-09:30	Assembly 1:1 readers/intervention	Handwriting Nelson	 Essential Letters and Sounds	 Essential Letters and Sounds	Assembly 1:1 readers/intervention
09:30-10:00	 Essential Letters and Sounds	Maths 	English 	English 	 Essential Letters and Sounds
10:00-10:30	Handwriting Nelson	Continuous Provision and adult led focus activities	Continuous Provision and adult led focus activities	Continuous Provision and adult led focus activities	Continuous Provision and adult led focus activities
10:30 - 10:45	Break Time				
10:45 - 11:15	English 	Guided Reading	Maths 	Maths 	Maths 
11:15 - 11:45	Continuous Provision and adult led focus activities	 Essential Letters and Sounds	Continuous Provision and adult led focus activities	Continuous Provision and adult led focus activities	Continuous Provision and adult led focus activities
11:45-12:45	Lunchtime				
12:45 - 1:15	Guided Reading	PPA - Whole class PSHE Music PE	Guided Reading	Guided Reading	Guided Reading
1:15-1.30	Maths meeting		Handwriting Nelson	Handwriting Nelson	Maths meeting]
1.30-2.15	RE		PE (Varied timings)	Science	Topic - History/Geography/Science
2:15- 3:00			Computing (Varied timings)	Topic - History/Geography/Science	Art/ DT
2:45-3:00	Year Group Assembly				
3:00-3:10	Tidy up classrooms and outdoors				
3:10 - 3:20	Story and home time routines				

What does a typical day in Year 1 look like?

We are committed to ensuring a smooth transition for all children from Reception to Year 1.

Your child's day will involve a combination of whole class teaching, teacher directed group activities alongside undirected continuous provision linked to our Year 1 curriculum.

Our topics:

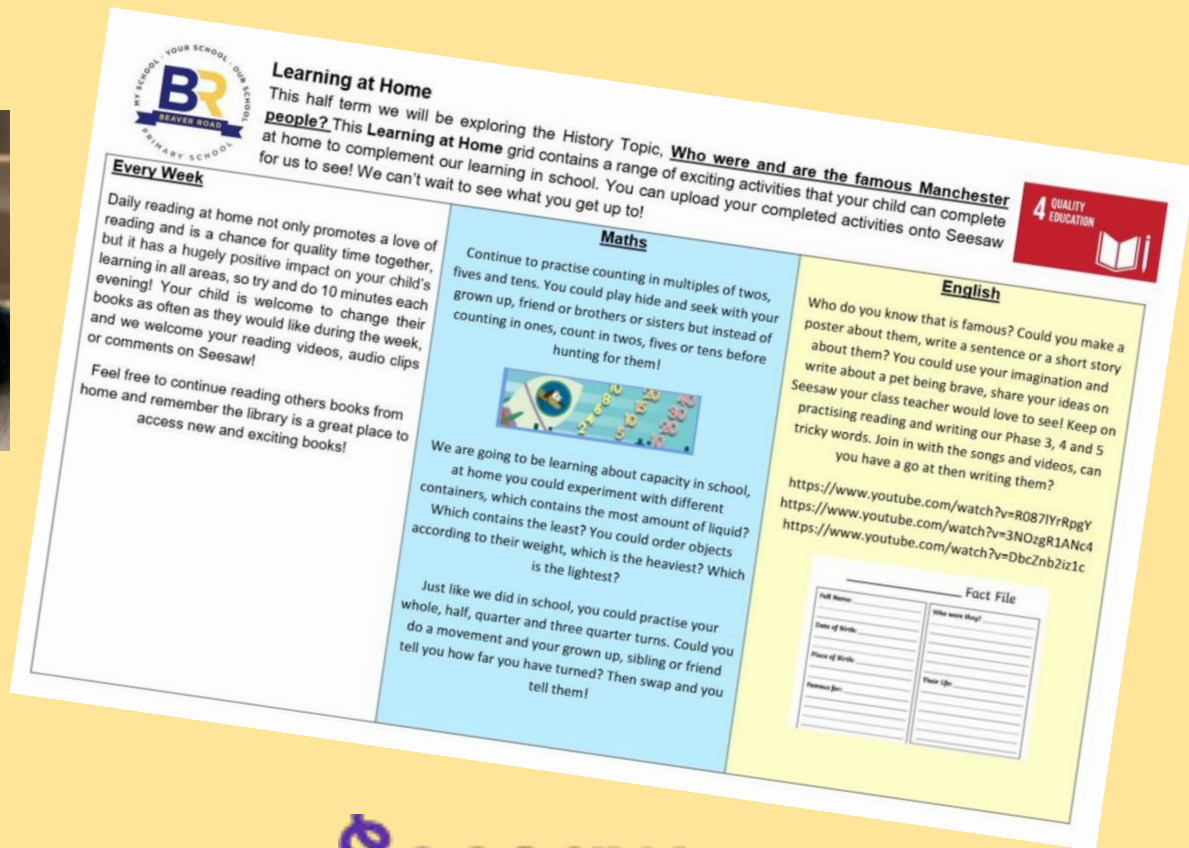

We plan and deliver our topics with the children's interests at the forefront.

We link a story book to the topic where possible in order to engage the children, and we always start a half term with an interesting "hook" to excite and draw them in!

All children as individuals

Each child enters Year 1 at a different stage; some are ready for the National Curriculum, whereas others will require a little support to achieve the Early Years Foundation Stage Profile objectives from Reception. To continue the learning journey, we take assessments made in Reception and identify the next steps for each child. We see every child as an individual, not just a year group. We understand that every child learns in a different way and has different interests and it is our aim to adapt our teaching to suit the children. We encourage their independence throughout the year, meaning we support them to become resilient pupils who thrive in the classroom and beyond.

A man with glasses and a mustache, wearing a brown long-sleeved shirt, is lying on his stomach on a light-colored wooden floor. He is looking down at an open book with colorful illustrations. A young child with curly hair, wearing a yellow shirt, is sitting next to him, also looking at the book. The background is a bright, modern interior with a white wall and a wooden shelf.



Seesaw

How is learning different in Year 1?

We learn independently in the continuous provision as well as whole class activities



We introduce maths to the children in a different format



We are active learners



How is learning different in Year 1?

We use Kagan structures in our classroom

<https://www.youtube.com/watch?v=D-yzgJtgVrg>

- Active engagement for all
- Social skills – communication
- Gaining confidence
- Team work - cooperation



The Year 1 curriculum



Topics that we cover...

Autumn 1 – What do I know about the UK and where I live?

Autumn 2 – How different was my grandparents' childhood to mine?

Spring 1 – Why are humans not like tigers?

Spring 2 – How can I make a fashionable logo about where I am from?

Summer 1 – Why are some places in the world always hot and others are always cold?

Summer 2 – Who were and are the famous Manchester people?

Reading and phonics

Reading is a huge priority this year!

- Daily guided reading sessions
- Reading books changed as and when they have been read 3 times.
- 3 books - A decodable book, a levelled reading book and a reading for pleasure book.

Phonics:

- ELS Essential letters and sounds
- We typically teach phases 4 – 5 in year 1

Phonics Screening Check June 2026

The Phonics Screening Check will take place in June 2026.

- One to one setting, with the class teacher
- Assesses the child's word reading – their ability to decode
- Children are asked to read 40 words made up of real and pseudo-words (alien words)
- No time limit, but usually takes less than 10 minutes
- Practise tests near the time
- Regular practise of distinguishing between reading real and alien words in our phonics sessions.



How is learning different in Year 1?

Maths

Introducing a new maths scheme - linked to mastery 'Ark Curriculum'

Mastery with Greater Depth

Alin says, 'If I start at 5 and count in fives I will say the number 100.'
Is he correct?

Explain your reasoning.

Sita says, 'If I start at 17 and count in twos I will say the number 28.'
Is she correct?

Explain your reasoning.

Mastery Approach

I know that..

I know how...

I know why ...



Additional Information for Year 1

PE Kits

PE kits need to be in school every day to ensure your child can participate fully in PE lessons. PE will take place every Tuesday and Wednesday. PE kits should remain in school for the half term. All items need to be labelled clearly and in a separate PE bag. At the end of the half term these will be sent home to get cleaned. If your child attends an afternoon sports club please ensure you provide a separate kit.

Snacks and Milk

In Key Stage One, all children are provided with a free healthy fruit snack at break time. There is also an option for your child to have milk, however this is at an additional cost. If you wish for your child to be added to the milk list, please contact the school office.

Learning at home

We encourage you to read at home with your child as often as possible, practise spelling the Year 1 common exception words that can be found on our Year 1 website page and practise letter and number formation. Every half term, a 'Learning At Home' grid will be posted on Seesaw. This will include activities to help consolidate their learning in the classroom.

Resources to support learning at home are also shared on the Year 1 class page.

Housekeeping notes

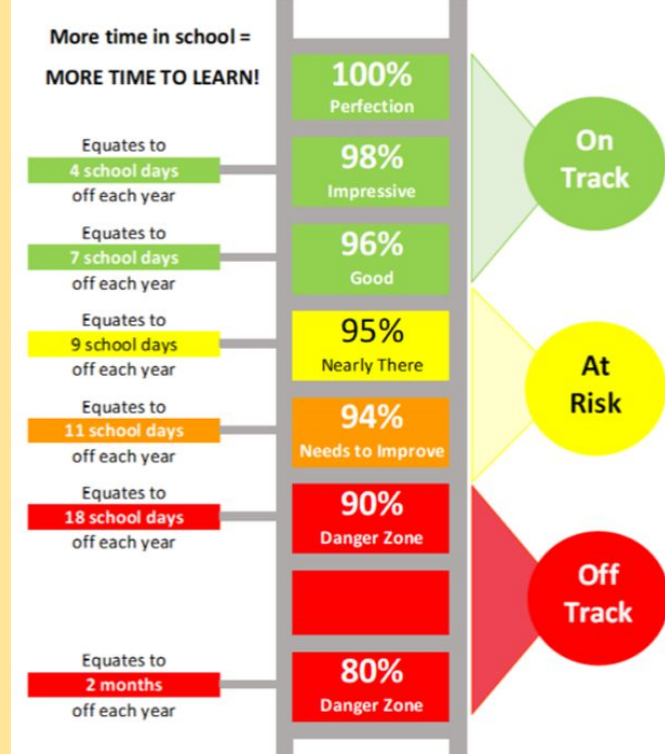
- Please ensure your child is on time. Doors open at 8.50am and close at 9.00am. Children take part in morning challenges and it is vital that your child does not miss this learning opportunity.
- Please do not bring in any toys from home.
- Please label all items of clothing, including shoes, coats, PE kits
- Please can the children bring a coat in everyday, regardless of the weather and a named water bottle.

It is important that we all work together, to ensure your child achieves the appropriate levels for their age and ability and has a positive and successful experience in Year One. If you have any queries or questions, the Year One team and I are here to support you so please don't hesitate to contact us.

Attendance

Every day in school counts. It's not just about learning to read and write; it's also about building friendships, developing confidence, and feeling like a real part of our school community.

If your child's attendance becomes a concern, we will follow a clear process to help. This will involve meetings with the class teacher, the Head of Year, and eventually a member of our Senior Leadership Team. We want you to know this is a chance for us to collaborate and find solutions together, ensuring your child has every opportunity to thrive.



**Our doors
open at 8.50am**

School Uniform

It is expected that all children should come to school wearing the correct school uniform every day. School uniform is a significant part of life at school because it can play an important role in promoting a sense of pride, self-confidence and a feeling of belonging. Uniforms do not need to have the school logo on them.

No jewellery is to be worn to school with the exception of small stud earrings which must be covered for PE. Watches can be worn but no smart watches.



All children should have a large book bag in order to transport books carefully between home and school. If books get damaged or lost there is a small charge to replace them.

These book bags need to be named clearly.



Reading at Home Cycle

Each time your child changes their reading book in school, we will upload a picture of the front covers onto Seesaw. This picture will be uploaded into the 'Reading at Home' Folder. One book will have a 'D' for decodable and the other will not.

Parents and carers can comment on the picture of the books via your Seesaw log in. Comments can relate to children's enjoyment of the book and new vocabulary explored. Short videos (30 seconds) of children reading allow teachers to see how fluently children are reading and identify areas that need to be supported in school.

It is recommended that you listen to your child read daily for at least 10 minutes. Re-reading each book on several occasions will support in developing reading fluency.

Parents and carers are encouraged to comment on Seesaw at least once a week.



Why have we chosen to use Seesaw to record reading?


Using Seesaw will allow teachers to better monitor the book choices that a child is making, the frequency with which a child is reading at home and changing their books at school.

Our younger children can be more independent about changing and recording the books they have chosen. Teachers can monitor a child's independent reading by listening to the recordings children make of themselves reading. Reading books can be closely monitored to ensure they are returned to school.

Book Changing Days

Each School House will be allocated a day of the week to bring in their school books to be changed. This is the same across all Year 1 classes.

Dragon - Monday
Phoenix - Tuesday
Griffin - Wednesday
Centaur - Thursday
Pegasus - Friday



All children will receive a book on Friday this week. The above book changing rotation will start next week, Monday 8th September.



Seesaw

In Year 1 we use Seesaw as a learning platform both in school and to support learning at home.

You will soon start to see snippets of your child's time in the classroom on Seesaw.

Seesaw is also where we are recording children's reading journey.

Please let your class teacher know if you have had any issue with accessing Seesaw.

Upcoming dates for Year 1

Y1 Phonic screening Check Information Session for Parents

Date: TBC

This will be a 30 minute information session explaining phonics at Beaver Road and informing parents about the phonics screening check which will be taking place in Year 1.

Phonics and Reading Workshop for Year 1 Parents

Date: TBC

Duration: 1 hour

A session to support phonics application at home in reading and give parents the strategies they need to support reading at home.

Year 1 Class celebration assemblies in February

This is an opportunity for Year 1 children to showcase what they have learnt in the spring term. They will last roughly 30 mins.

Keeping in Touch

We use our website and a mobile app (School Spider) for all communications, this will include diary dates for upcoming events, weekly school newsletter, Parent's Evening Bookings and any other correspondence from school to home.

admin@brps.net

If you want to contact your child's class teacher this will need to be sent through the school office. Any emails that are sent directly to your child's class teacher will not be answered.

Order Meals Food Account

Order Meals Log Out

Full menu Orders list Update allergens Show Fat

Thursday, 21 Sep Order placed

- S/S Fresh From The Deli Week 3 Thursday
- S/S Chef Specials Thursday (Week 3)
- Jacket potato with a choice of fillings

Friday, 22 Sep No order

- S/S Fresh From The Deli Week 2 Tuesday
- Harvest Menu 23
- Jacket potato with a choice of fillings
- Harvest Allergen Specials

Ordering Lunches - please do this at home

10 minutes a day =
50 minutes a week =
Over 3 hours a month of time not teaching!



Junior portions 4 -1 +1 +5 +10

Ingredients	Metric	Imperial
Linked Recipes (fillings etc)		
BR Beef Lasagne Verdi		View Recipe
Vegetable Lasagne Verdi		View Recipe
BR Gluten Free Beef Lasagne		View Recipe
BR Gluten Free Vegetable Lasagne		View Recipe
BR Dairy Free Beef Lasagne		View Recipe
BR Dairy Free Vegetable Lasagne		View Recipe

Allergens

There are no allergens in ingredients for this recipe according to information provided by the suppliers.

This information was correct to the best of our knowledge at the time of publishing. It may be subject to change, and should only be used as a guide.

Any Questions?