


Local Primary Schools' Spring Open Art Show



Beaver Road Primary

The Birches

Broad Oak Primary

Cavendish Primary

Didsbury C of E Primary

Lancasterian

Moor Allerton Preparatory

St Catherine's RC Primary

West Didsbury C of E Primary

St Wilfrid's C of E Primary

*Bringing it to you,
gallery by gallery,
school by school*

**DIDSBURY
PARSONAGE**
TRUST

Gallery 1

Beaver Road Primary School




The Birches Specialist Support Primary School



Gallery 1: Beaver Road (left) & The Birches (Alcove)



Gallery 1: Beaver Road (left) & The Birches (Alcove)



Gallery 1: ***Beaver Road***

‘Global Goals Wings’

by Year 4 children.

***Each child in Year 4
created a feather to
represent the 17
sustainable
development Goals.
These Goals have the
power to create a better
world by 2030.***



Gallery 1:

Beaver Road

***‘Global Goals
Wings’***
close-up



Gallery 1: Beaver Road

***'Global
Goals
Wings'***
Close-ups



Gallery 1:
Beaver Road



Gallery 1:

Beaver Road

'Life Below water'

Paper mâché fishes
By Year 3 children.

This Shoal of fish was created in response to Global Goal 14

Life Below water:

'To conserve and sustainably use the oceans, seas and marine resources for sustainable development'.



Gallery 1: ***Beaver Road***

'Life Below water'

By year 3
children

With the light
coming through!



Gallery 1:

Beaver Road



Self portraits
Inspired by the artist Sandra Silberzweig
by Year 5



Self-portrait by Caitlin Borrill




Self portraits by Year 5: Inspired by the artist Sandra Silberzweig

Gallery 1: ***Beaver Road***

Self portraits
Inspired by the
artist
Sandra Silberzweig
by Year 5



Self portraits by Year 5: Inspired by the artist Sandra Silberzweig



Self-portrait by Flossie Pritchard



Gallery 1:

Beaver Road



Didsbury in the Style of Hundertwasser by Year 4 children



Didsbury buildings in the style of Hundertwasser by year 4.



Didsbury buildings in the style of Hundertwasser by year 4.

Didsbury Library
in the style of
Hundertwasser
by year 4.



Didsbury buildings
in the style of
Hundertwasser
by year 4.






Didsbury buildings in the style of Hundertwasser by year 4.


The Dog and Partridge
in the style of
Hundertwasser.
by year 4.



St. James Church Didsbury
in the style of
Hundertwasser by year 4.




St. James Church Didsbury
in the style of
Hundertwasser by year 4.



Gallery 1:

The Birches





The Birches ***Specialist Support Primary School***

Recycled Love

Pupils have created a series of artworks inspired by their recent work with recycling and upcycling.

The Birches Specialist Support Primary School caters for children with special educational needs, many with a diagnosis of autism or sensory difficulties.

The Birches, Zebras Class



I ❤️ Recycling

We started by collecting red rubbish (Christmas wrapping paper, food wrappers). Out of this we made a heart. We then found a broken canvas that we fixed and painted black for our background.

The Birches, Big Cats Class

Love is....

We worked collaboratively with Cavendish Primary School on the 'Recycled Love' project. We talked about what 'love is...' and came up with lots of words to describe what love is like, what loving yourself means and what we can do to love our planet

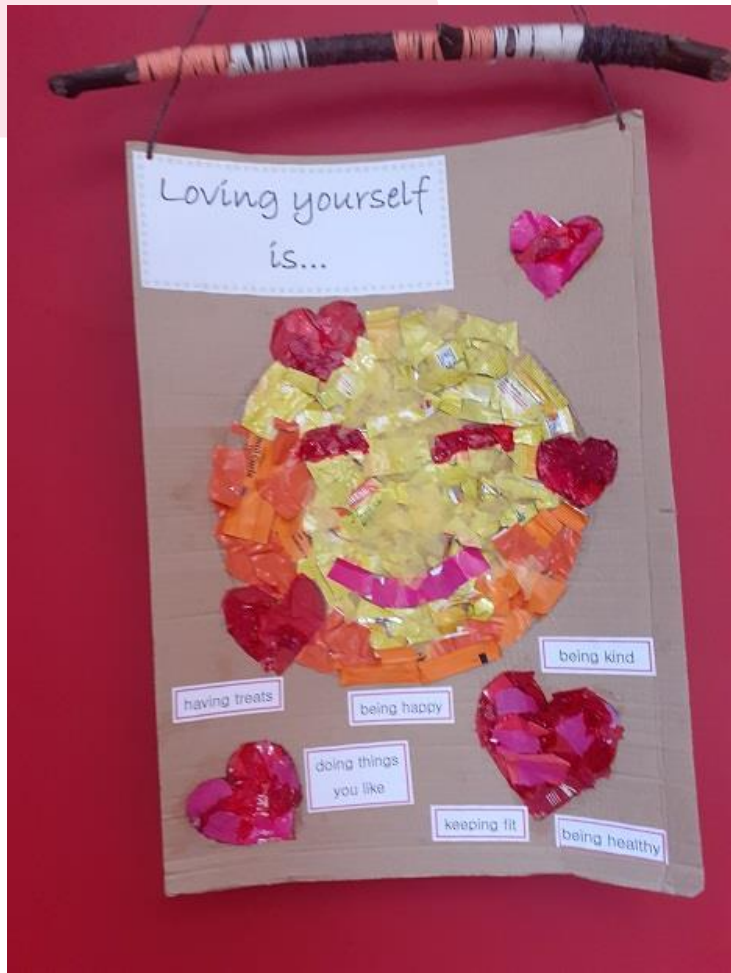


The Birches, Big Cats Class

Love is....



We used recycled materials e.g. cardboard and crisp packets to create our trio of love. The children selected colours to represent a heart, a feeling loved emoji and our planet. The children hung their work using sticks wrapped in wool patterns.





The Birches, Explorers (EYFS) Class

The Explorers class were all involved and included in making this beautiful artwork. They were given choices and materials to suit their diverse abilities and strengths.

The Birches, Kangaroos Class

The Love Trough

The Kangaroos started by thinking about what presents we might give to someone that we love. We decided to make some flowers. We gathered a range of recycled materials and experimented with different ways of making 'flowers'.



The Birches, Kangaroos Class



The Birches, Kangaroos Class

Some flowers involved scrunching paper or wrapping up bottles, some flowers we cut out using scissors. We used paper straws as stems for some of the flowers. We had a spare flower planter so decided to use this to display our artwork in.





The Love Trough
The Birches, Kangaroo Class

The Birches, Parrots (EYFS) Class

We collected various yoghurt cartons from our school kitchen and Paediatric milk bottle lids which we stuffed with old newspaper to form our handcrafted cupcakes.

Our biscuits were formed from old packaging materials and our delicious doughnuts were crafted from old card and newspaper using paper mâché. The assortment of goodies were then individually decorated with love.

Made with Love

